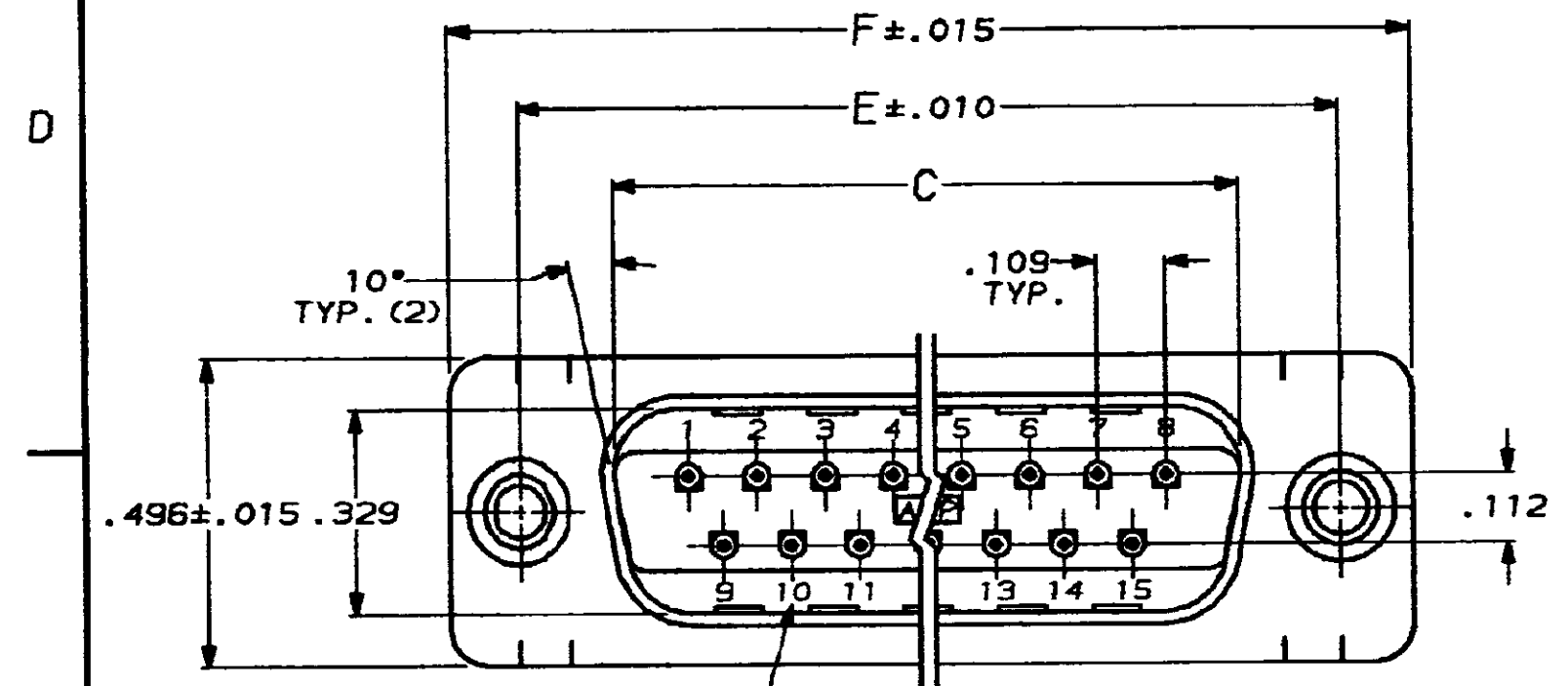


DRAWING MADE IN THIRD ANGLE PROJECTION

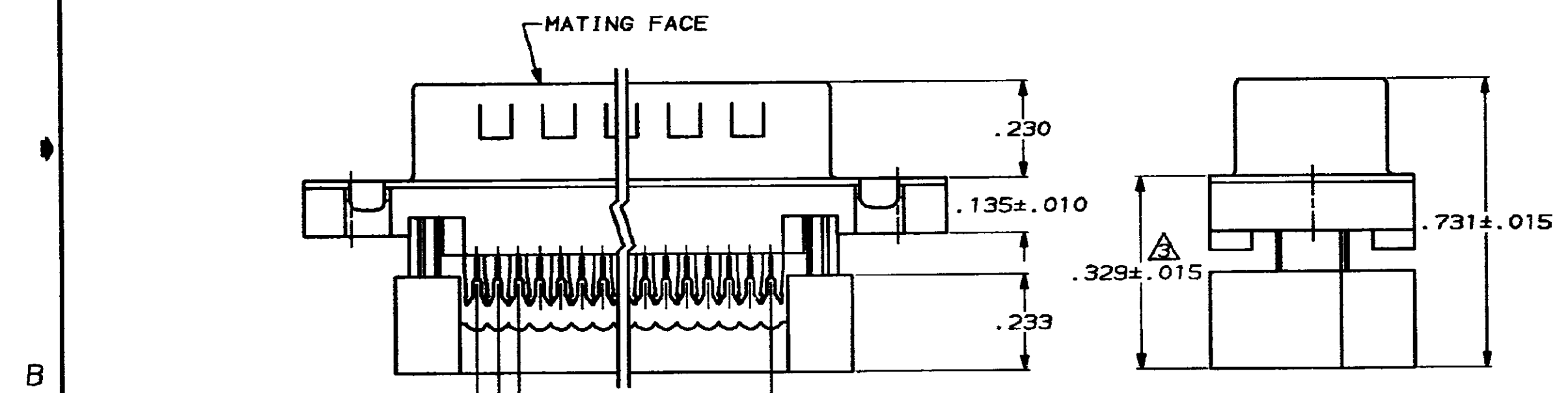
THIS DRAWING IS UNPUBLISHED. RELEASED FOR PUBLICATION  
 © COPYRIGHT 19 BY AMP INCORPORATED, HARRISBURG, PA. ALL INTERNATIONAL RIGHTS RESERVED. AMP PRODUCTS MAY BE COVERED BY U. S. AND FOREIGN PATENTS AND/OR PATENTS PENDING.

		REVISIONS			MOD	LOC	DIST
P	F	ZONE	LTR	DESCRIPTION	DATE	APPROVED	
			O <sub>2</sub>	REVISED & REDRAWN ECN-3089	9-26-83	JG	
			A	REV PER ECN BD2622	2-18-88	JS	
			B	REV PER ECN BD4356	08/18/92		



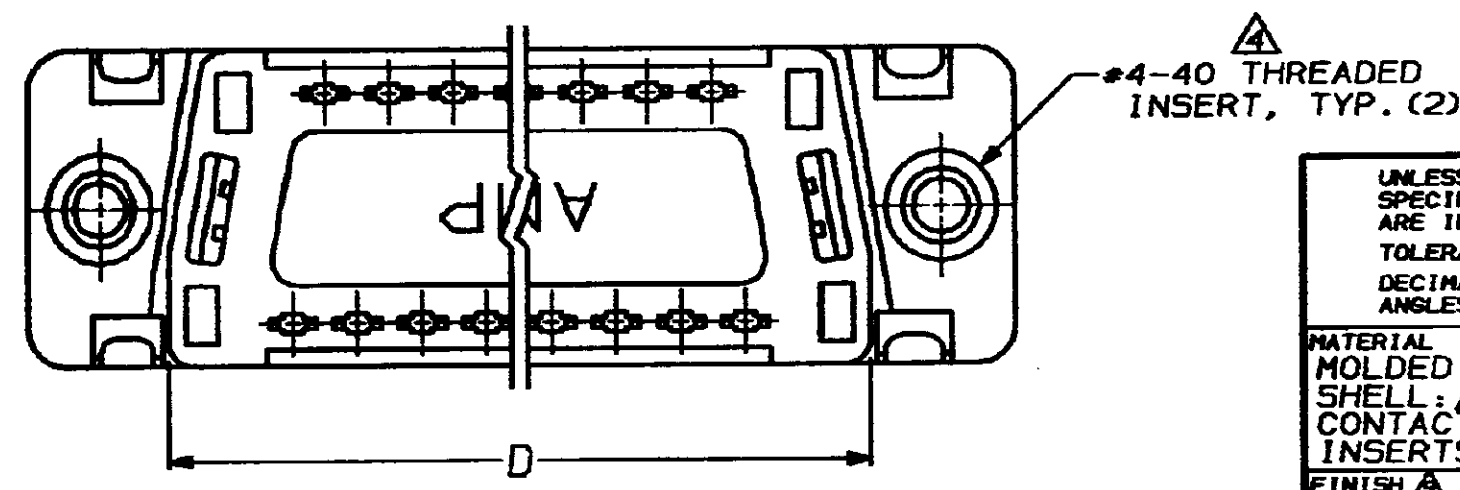
RAISED CAVITY IDENTIFICATION (15 POSITION SHOWN)

- CONNECTORS COMPLY WITH AMP SPEC. 108-40,012 AND MATE WITH ANY SAME NUMBER POSITION RECEPTACLE CONNECTOR IN AMPLIMITE SERIES.
  - CONNECTOR DESIGNED FOR 28 AND 26 AWG STRANDED AND SOLID CONDUCTOR RIBBON CABLE ON .050 $\phi$ .
- ▲ DIMENSION APPLIES TO TERMINATED CONNECTOR.
  - ▲ INSERTS WILL WITHSTAND 6 IN. LBS. TORQUE AND 50 LBS. PULL OUT FORCE FROM MATING FACE SIDE.
  - ▲ MOLDED PARTS: FLAME RETARDANT 94V-0 RATED THERMOPLASTIC, COLOR: BLACK.
  - ▲ STEEL PER QQ-S-698.
  - ▲ PHOS. BRONZE PER QQ-B-750.
  - ▲ BRASS PER MIL-C-50.
  - ▲ GOLD PLATING PER MIL-G-45204, BRIGHT TIN PLATING PER MIL-T-10727 (NOT TIN LEAD), NICKEL PLATING PER QQ-N-290.
  - ▲ BRIGHT TIN PLATED.
  - ▲ .000030 GOLD ON MATING END, .000100-.000200 BRIGHT TIN OR BRIGHT TIN LEAD ON TERMINATION END, ALL OVER .000050 NICKEL ON ENTIRE CONTACT.
  - ▲ ADVANCED PART NUMBER, NOT PRODUCTION TOOLED.



.050 REF.  
 .100 REF.  
 A SPACES AT .050 = B

▲ 1.764	1.526	1.287	1.140	.900	18	19	747043-5
1.216	.984	.759	.666	.400	8	9	747043-4
1.541	1.312	1.087	.994	.700	14	15	747043-3
2.090	1.852	1.623	1.534	1.200	24	25	747043-2
2.732	2.500	2.275	2.183	1.800	36	37	747043-1
F	E	D	C	B	A	NO. OF POS.	PART NUMBER



UNLESS OTHERWISE SPECIFIED DIMENSIONS ARE IN INCHES. TOLERANCES ON: DECIMALS ± .005 ANGLES ± 2°		CONTRACT NO		AMP INCORPORATED Harrisburg, Pa.	
MATERIAL MOLDED PARTS: ▲ SHELL: ▲ CONTACTS: ▲ INSERTS: ▲		DR J. GERACE 9-26-83 CHK J. GERACE 9-26-83		NAME PLUG ASSEMBLY, LOW PROFILE HDF, FRONT METAL SHELL, W/ PREASSEMBLED COVER & THREADED INSERTS	
FINISH SHELL: ▲ CONTACTS: ▲ INSERTS: UNPLATED		APPD 10-3-83 D. HOFFMAN APPD 10-3-83 T. LYZINSKI		SIZE C FSCM NO 00779 DRAWING NO 747043	
		OTHER APPD		SCALE - SHEET -	

AMP 1471-6 REV 2-81

19 SEP 1990 14:07:19 AMP108

CUSTOMER DRAWING

747043